

Be INFORMED
Be PREPARED
Be SMART
Be SAFE

Be READY to fight
#COVID19


For the latest health advice, go to:
www.who.int/COVID-19








SPECIAL HIGHLIGHTS

CREATING & DEPLOYING ASSESSMENT IN LMS

APR 3rd 2020, Friday
1st Session 10AM
2nd Session 3PM
MS Teams Meeting
JOIN HERE:
<https://bit.ly/tlcsTeams>



Conducted By:
Betty Yoon Wan Niu

ORGANIZED BY:    

PANOPTO TRAINING

What is Panopto
Uploading and Recording a Video
How to prepare a Panopto Webcast Link
Do Live Stream
How videos are shared
Common editing tasks
Analytics dashboard
Panopto resource

Emi Hasniza Ibrahim
Key Account Manager Panopto

Inside this Issue:

2 Creating and Deploying Assessment in LMS Moodle

3 Panopto Training

4 Alternative Assessment: Tips and Ideas for Engineering and Science Course

5 UNITEN Road to AKRI 2020

6 Reflective Teaching in 'Panicgogy'

7 Development of Micro-Credential Program

8 Cisco's Keep Education Going with Virtual Learning Webinars

9 CFP: IDE4TE x UTLF 2020

Alternative Assessment: Tips and ideas for Engineering and Science courses

16/04/2020 THURSDAY

9.30am - 11.30am
<https://zoom.us/j/91917965766>




Prof. Dr. Khairiyah Mohd Yusof
CEE UTM

Assoc. Prof. Dr. Mohammad Tazli Azizan
UTP

From baby steps to GIANT LEAPS

REFLECTIVE TEACHING IN 'PANICGOGY'

Wednesday, 22 April 2020 | 2.30PM



Prof. Dr. Faizah Abd Majid
Faculty of Education
UiTM


DEVELOPMENT OF MICRO - CREDENTIAL PROGRAM



Conducted by:
Prof. Dr. Abd Karim Alias

The WHAT, WHY and HOW

Join Teams Meeting: bit.ly/tlcsMicroC
Join Telegram: bit.ly/TelegramMicroC

Organized by: 

23 & 30 April 2020
Thursday, 9am-4pm

tlc@uniten.edu.my  [tlcuniten](https://www.facebook.com/tlcuniten)

SHORT COURSE

Creating and Deploying Assessment in LMS Moodle

CREATING & DEPLOYING ASSESSMENT IN LMS

APR 3rd 2020, Friday

1st Session 10AM

2nd Session 3PM

MS Teams Meeting

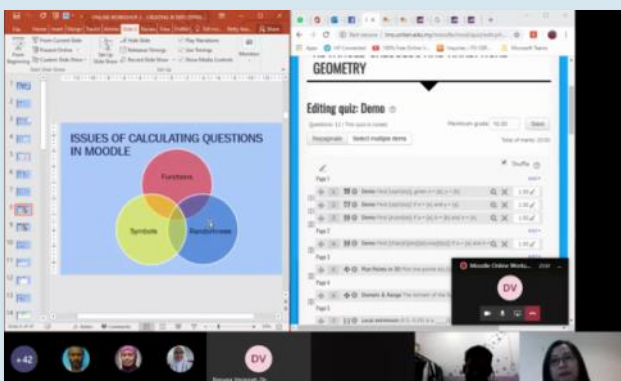
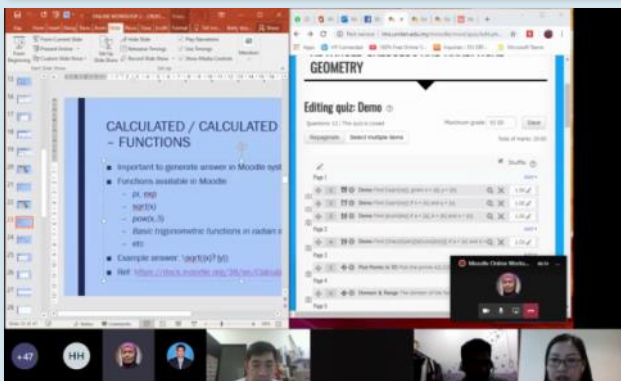
JOIN HERE:

<https://bit.ly/tlscsTeams>



Conducted By :
Betty Voon Wan Niu

ORGANIZED BY:



TLC organized a two-session workshop on Moodle entitled “Creating & Deploying Assessment in LMS” on 3rd April 2020. The workshop was conducted by Ms. Betty Voon Wan Niu from Marketing and Student Admission Department.

Among the objectives of the workshop were to get the participants to have a hands-on session in creating assessments on Moodle LMS such as managing question bank, and online and offline assessments including conversions of assessments.

In Session 1, she demonstrated activity types available on Moodle such as true or false, short answers, embedded answers and multiple choice questions whereas, in Session 2, she continued with calculated and calculated multichoice question settings, and general assessments settings and sampling.

The recorded sessions can be accessed at this [video stream](#).

PANOPTO TRAINING

Short Course

Contents

- Izzaamirah Binti Ishak . 2:01
- Discussion
- Hi 13 April 2020 at 16:05 Reply
- Hide replies
- Izzaamirah Binti Ishak . Student boleh hantar screenshot/picture dalam ni? 13 April 2020 at 16:07 Reply
- Aiman Bin Ismail . dia ada delay sikit ke? 3:59

Ask a question or share a comment. Your post will be seen by everyone.

PANOPTO TRAINING

- What is Panopto
- Uploading and Recording a Video
- How to prepare a Panopto Webcast Link
- Do Live Stream
- How videos are shared
- Common editing tasks
- Analytics dashboard
- Panopto resource

Emi Hasniza Ibrahim
Key Account Manager Panopto

APRIL 13, 3 PM TO 5 PM
USING
MICROSOFT TEAMS

TLC organized a short course entitled “Panopto Training” on 13rd April 2020 via Microsoft Teams. The training was conducted by Ms. Emi Hasniza Ibrahim, Panopto Key Account Manager.

The hands-on training included video uploading and recording, webcast preparation and live streaming over Panopto. Later, she demonstrated on how Panopto videos are shared with some general editing procedures including analytics and other resources.

The recorded video of the training can be accessed at our [Panopto server](#).

UNITEN Road To AKRI 2020

An Introduction



TLC organized a one-hour talk via Microsoft Teams on 17th April 2020 entitled “UNITEN Road to AKRI 2020” and was conducted by Ts. Dr. Jehana Emy Jamaluddin, Head of Innovation and Teaching Excellence (InnovaTE), TLC. The talk introduced UNITEN academics to the new initiative and its judging criterions.

AKRI or “Anugerah Rekabentuk Kurikulum dan Penyampaian Inovatif” is a yearly national competition by MOE to appreciate and recognize academics in curriculum design and innovative delivery since 2018. The competition categories are:

- Transformative Teaching
- Immersive Learning Experience (Immersive Virtual Learning Experience, Immersive Blended Learning Experience, Immersive Face-to-Face Learning Experience)
- Alternative Assessment
- Innovative Study Program Curriculum

For more information on AKRI, view the recorded video on [Stream](#), or click on the following:

1. [AKRI Rules and Regulations](#)
2. [AKRI Past Winners](#)
3. [AKRI Talks and Pitching Session](#)



REFLECTIVE TEACHING

IN 'PANICGOGY': FROM BABY STEPS TO GIANT LEAPS

USM UNIVERSITI SAINS MALAYSIA APEX

From baby steps to GIANT LEAPS

REFLECTIVE TEACHING IN 'PANICGOGY'

Wednesday, 22 April 2020 | 2.30PM

Prof. Dr Faizah Abd Majid
Faculty of Education
UITM

Portrait of Prof. Dr. Faizah Abd Majid

USM organized a webinar entitled "From baby steps to GIANT LEAPS: Reflective Teaching in 'Panicgogy'" by Prof. Dr. Faizah Abd.,. Majid of UiTM on 22nd April 2020 via YouTube Live. It was moderated by Prof. Dr. Karim Alias. The webinar focused on the term 'Panicgogy' that was coined in responding to the global rush towards a quick transition in teaching and learning in lieu of the 'stay at home' and 'work from home' order.

LEADERSHIP IN THE FIELD



Dean Bridget Long | "What Coronavirus Can Teach Us About Strengthening Education Systems"

"What we have learned, even as we've made this quick transition, is not to get bogged down with the technology, but to really think about pedagogy and engagement. Those are the central tenets regardless of whether learning is face-to-face or online." (Brookings)



Prof. Dr. Faizah discussed the art of teaching in times of crisis. She covered and differentiate the terms Pedagogy ('Andragogy') and 'Panicgogy' and elaborated on how to apply the concept of 'Reflective Teaching' to make better decisions at different stages of teaching and learning process. The full webinar can be accessed at ['Panicgogy'](#).

WHY IS 'PANICGOGY'?

- 01 No manual, no operational methods like ADDIE
- 02 "Find CREATIVE, COMPASSIONATE, GENERATIVE SOLUTIONS – and likely more questions" (Morris, 1/4/2020)
- 03 Time for 'critical pedagogy' (for some 'critical digital pedagogy')
- 04 Education is a practice of FREEDOM
- 05 Liberating the minds of students and teachers alike
- 06 Foster critical consciousness

The How—Teacher Decision-Making Strategies

- 1) Remember that it is not the technology but the pedagogy and engagement i.e. info is everywhere, what students do with the info matters
- 2) Request for learning log
- 3) Complement with teacher's feedback for constructive comments i.e. holistic and analytic

DEVELOPMENT OF MICRO-CREDENTIAL PROGRAM: THE WHAT, WHY AND HOW



DEVELOPMENT OF MICRO - CREDENTIAL PROGRAM

Conducted by:
Prof. Dr. Abd Karim Alias

The WHAT, WHY and HOW

23 & 30 April 2020
Thursday, 9am–4pm

Join Teams Meeting: bit.ly/tlcsMicroC
Join Telegram: bit.ly/TelegramMicroC

Organized by:

 **TLC**
The Energy University Teaching & Learning Centre

 tlc@uniten.edu.my

 [tlcuniten](https://www.facebook.com/tlcuniten)

TLC organized a two-day workshop on “Development of Micro-Credential Program: The What, Why and How” on the 23rd and 30th April 2020. The workshop was conducted by Prof. Dr. Abdul Karim Alias via Microsoft Teams.

Prof. Karim covered an overview of trends in online education, alternative digital credentials and structuring micro-credential program with course mapping during the first part of the workshop. In the second part, he guided the participants mostly on content development which was then shared on Slido. He also discussed learners engagement and assessment in developing a micro-credential course. A more attractive micro-credential course include active interactions using Genially, Thinkific, Wooclap, Edpuzzle, Nearpod and many more.

The content of the course can be found from his [website](#).



MR CHUAH KEE MAN Ts. Dr. Muhammad Helmi Norman ZAID ALI ALSAGOFF

How to Create an Attention-Grabbing Online Course

FRIDAY, 8th May 2020 | 10.00am





TEN Good Practices for Teaching Online

Abd Karim Alias
Universiti Sains Malaysia



FREE BACKGROUND MUSIC FOR YOUR VIDEO

Abd Karim Alias

Cisco Webinar

Keep Education Going with Virtual Learning

Cisco organized five webinar sessions in the “Keep Education Going with Virtual Learning” webinar series from 15th till 22nd April 2020. This series of Virtual Learning webinar helps educators enhance the learning experience for their students.

The webinars focused to provide guidance on how to use Webex for live class and transiting course content into virtual classrooms. Webex can also be utilized for remote class management and make class more accessible and more engaged.

For more resources on creating impactful learning experiences with Webex, visit:

- 1) [Tips to Keep Remote Students Engaged](#)
- 2) [Virtual Solution for Your Teaching Style](#)
- 3) [How to Host A Virtual Class](#)



Keep Education Going
with Virtual Learning

Cisco
webex

Tips to design a virtual course

Cisco Webex

Getting started	Designing the course shell with faculty
<ul style="list-style-type: none">- Become an expert on using Webex in your LMS. Practice using it in your daily communications.- Know what features work best for different classroom needs. Check out our suggestions.- Know how the student experience will differ.- Get your teachers up and running by sharing these simple how to guides.- Document and share faculty success stories helping them learn the art of the possible.	<ul style="list-style-type: none">- Ask faculty how they teach their classes today, thinking about how it could work virtually. Attend one of their classes.- Teaching online takes longer, so you must cut content from in-person, to be self-learned in advance. Prioritize the “need to knows” vs the “nice to haves”.- Include everyone! If mixed online/in-person class, play to the majority, but be mindful.- Encourage students by acknowledging questions and praising inputs.- Understand the educational needs of their students and prepare accordingly. Check out these tips on supporting learners needs.- Play to your classes unique learning styles. Check out these extra resources, to put you on your ‘A’ game.

Students will be less likely to speak out loud at first.

Students need interaction every 5 minutes to reduce multitasking.

Encourage your students to read, or watch a video, on the subject as pre-work, before the next class.

Some tips for interactive games to check comprehension

- Races to solve problems on the whiteboard.
- First one to type the right answer in chat wins a point.
- Student-to-student Q&A for points work great.
- Break the class into teams for competitions.

IDE4TE X UTLF 2020

Innovating Teaching, Advancing Learning

September 23rd - 24th

UNIVERSITI TENAGA NASIONAL

TLC will be hosting the **IDE4 Teaching and Learning Exhibition (IDE4TE)** and **UNITEN Teaching and Learning Fest (UTLF)** this coming September 2020. The first call for participation has been made to invite UNITEN and GLU academics late April. The conference theme is "Innovating Teaching, Advancing Learning".

The two events will be organized virtually and aligned to these teaching and learning tracks:

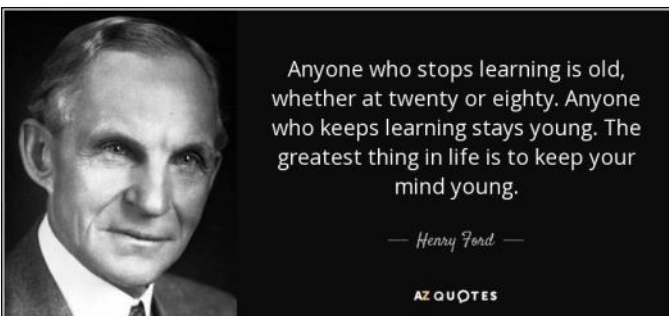
- Innovative Teaching & Learning methods
- Meaningful Learning Content
- 21st Century Teacher Roles
- Emerging Classroom Tools & Technologies
- Immersive Teaching & Learning Experiences
- Optimizing Teaching & Learning Analytics
- Impactful Alternative Assessments

<i>Deadline for Abstract Submission:</i>	15 June 2020
<i>Notice of Acceptance:</i>	From 15 June 2020
<i>Registration and Payment:</i>	From 15 June 2020
<i>Deadline of Poster/</i>	
<i>Full Paper Submission:</i>	1 August 2020

For IDE4TE, please submit your 300-word abstract using this [form](#).

For UTLF, please submit your 2-page extended abstract via [EasyChair](#).

We look forward to your submissions!



Contact Us

Teaching & Learning Centre (TLC)
Pusat Pembelajaran & Pengajaran
Level 3, Administration Building
Universiti Tenaga Nasional

